

# Sinar Catalogue 2015



**Sinar Photography AG**

**Farbhofstrasse 21**

**CH - 8048 Zurich / Switzerland**

**Content Sinar Product Catalogue**

Sinar View Cameras for Studio Photography.....	2
Sinar p3-df View Camera Systems.....	2
Sinar p3-df.....	2
Sinar p3-df SL.....	2
Sinar p3-df RV.....	2
Sinar p3-df MF-L.....	3
Sinar p3-df SLR-N.....	3
Sinar p3-df SLR-C.....	3
Camera Supports for Sinar p3 View Camera Systems.....	4
Rail Units.....	4
Standards.....	4
Bellows.....	6
Focusing and Viewing Aids.....	7
Bellows Lens Hood for Sinar p3 View Camera System.....	8
Other Accessories.....	9
Conversion Sets for Sinar p3 View Camera System.....	10
Conversion Sets for Sinar p2 4x5" View Camera System.....	11
Sinar View Camera for Reproduction and Archiving.....	12
Sinar rePro and Sinar rePro RC.....	12
Sinar rePro Universal.....	12
Sinar rePro RC.....	12
Accessories / Spare Parts.....	13
Bellows Lens Hood for Sinar rePro.....	14
Sinar CTM.....	15
Sinar CTM Slider.....	15
Sinar CTM Slider Set.....	15
Accessories.....	15
Sinar Monitor Calibration.....	16
Sinar eMonitor.....	16
Sinar View Camera Systems for Architectural, Landscape and Industrial Photography.....	17
Sinar IanTec.....	17
Sinar IanTec Accessories.....	17
Sinar arTec.....	19
Sinar arTec Accessories.....	19
Sinar Digital Backs.....	21
Sinarback eVolution 86H.....	21
Sinarback eXact.....	22
Sinarback eVolution 86H with Clear Glass Filter.....	22
Sinarback eXact with Clear Glass Filter.....	22
Beneficial Accessories.....	23
Adaptation to Sinar p3-df for Sinar Digital Backs.....	24
Sinar Digital Backs eVolution/eXact on Sliding Adapter 100.....	24
Adaptations Sinar p3-df (RV) for Third-Party Digital backs.....	25
Sliding Adapter for Third-Party Digital Backs.....	25
Sinaron Digital Lenses for Sinar View Camera Systems.....	26
Sinaron Digital Lenses in Sinar eShutter (for Sinar p3/Sinar rePro/Sinar rePro RC).....	27
Sinar eShutter Accessories / Spare Parts.....	28
Sinaron Digital Lenses in Sinar CMV (for Sinar p3/Sinar rePro).....	29
Sinaron Digital Lenses in Sinar CPL (for Sinar p3/Sinar rePro Camera Systems).....	30
Sinaron Digital Lenses in Sinar CEF (for Sinar IanTec/Sinar arTec).....	31
Lens Adapter Rings for Sinaron Digital Lenses (All Shutter Systems).....	32
Accessories for Lens Mounting / Spare Parts.....	32

# Sinar View Cameras for Studio Photography

## Sinar p3-df View Camera Systems

The yaw-free camera with the proven segment swings and tilts and the asymmetrical swing and tilt axes permit an easy and exact positioning of the plane of sharpness. This ease of working is especially significant in digital object photography with high precision requirements. The self-locking micro drives keep the camera's standards exactly in the chosen positions. The generous adjustment ranges, independent of one another, of the image standard and the lens standard (vertical and horizontal shifts as well as swings and tilts) provide the photographer with a maximum of creative freedom.

- Gear-driven, self-locking movements
- Depth of field calculator
- All controls to the right
- Stable design
- Quick-release lens/bellows attachments
- Yaw-free movements
- Compatible with extreme wide angle lenses
- Modular system
- Easy sharpness compensation through asymmetrical swing/tilt axis



### Sinar p3-df

**S01000 – 491.82.000**

Scope of Delivery:

- S06040 – 411.41.000 Rail Clamp 2
- S06043 – 422.21.000 Basic Rail Unit 12/30
- S06046 – 429.21.000 Rail Cap 2 (2x)
- S06047 – 431.82.000 Front Standard p3-df
- S06050 – 433.82.000 Bearer p3-df
- S06048 – 433.81.010 Carrier Frame 100, Rear Stand.
- S06000 – 454.12.000 Multipurpose Bellows 100 EL
- S06003 – 531.81.000 Release Lock p3 (2x)
- S06027 – 475.45.041 Sinar p3 Case

**Technical data:**

Vertical adjustment:   ↑ 4cm   ↓ 2cm  
 Horizontal adjustment:   ← 3cm   → 5 cm  
 Coarse Tilt:   ± 45°  
 Fine Tilt:   ± 19°  
 Swivel:   ± 50°  
 Fine Focus: 5 cm



### Sinar p3-df SL

**S01015 – 491.82.015**

Scope of Delivery:

- S06040 – 411.41.000 Rail Clamp 2
- S06043 – 422.21.000 Basic Rail Unit 12/30
- S06046 – 429.21.000 Rail Cap 2 (2x)
- S06047 – 431.82.000 Front Standard p3-df
- S06050 – 433.82.000 Bearer p3-df
- S06071 – 551.32.193 Sliding Adapter 100, basic (for NON-Sinar Backs)
- S06000 – 454.12.000 Multipurpose Bellows 100 EL
- S06003 – 531.81.000 Release Lock p3 (2x)
- S06027 – 475.45.041 Sinar p3 Case

Same functionality as Sinar p3-df but equipped with a Sliding Adapter for focusing on ground glass. Sliding Adapter Interface (for mounting of digital backs) is not included and has to be ordered separately. The optional S06077 – 551.32.086 Focusing Magnifier 2 is recommended and can be ordered separately.



### Sinar p3-df RV

**S01020 – 491.82.020**

Scope of Delivery:

- S06040 – 411.41.000 Rail Clamp 2
- S06043 – 422.21.000 Basic Rail Unit 12/30
- S06046 – 429.21.000 Rail Cap 2 (2x)
- S06047 – 431.82.000 Front Standard p3-df
- S06050 – 433.82.000 Bearer p3-df
- S06049 – 433.81.015 Carrier Frame 100 RV, Rear Stand.
- S06000 – 454.12.000 Multipurpose Bellows 100 EL
- S06003 – 531.81.000 Release Lock p3 (2x)
- S06027 – 475.45.041 Sinar p3 Case




Special technical design to fully enjoy Sinar view camera advantages with third-party digital backs. Due to the modified Carrier Frame 100 RV shift and tilt movements stay yaw-free. The Interface Plate for the Third-Party Digital Back is not included in the delivery.










Order codes:  
 S06082 - 556.64.030 Sinar p3/Hasselblad V Adapter Kit  
 S06083 - 556.64.032 Sinar p3/Hasselblad H Adapter Kit  
 S06084 - 556.64.036 Sinar p3/Mamiya 645 AF Adapter Kit







<p><b>Sinar p3-df MF-L</b></p> <p><b>S01033 – 491.83.030</b> Scope of Delivery:</p> <ul style="list-style-type: none"> <li>• S06040 – 411.41.000 Rail Clamp 2</li> <li>• S06043 – 422.21.000 Basic Rail Unit 12/30</li> <li>• S06046 – 429.21.000 Rail Cap 2 (2 x)</li> <li>• S06047 – 431.82.000 Front Standard p3-df</li> <li>• S06050 – 433.82.000 Bearer p3-df</li> <li>• S06088 – 556.73.100 Mounting Bracket MF-L</li> <li>• S06012 – 455.73.030 Bellows Sinar p3 MF-L</li> <li>• S06003 – 531.81.000 Release Lock p3</li> <li>• S06027 – 475.45.041 Sinar p3 Case</li> </ul>	<p>Special technical design to enjoy the Sinar view camera advantages with Leica S medium format camera. The Leica-specific adaptation ensures that the camera is perfectly positioned in the optical axis, both vertically and horizontally. This alignment guarantees full benefit of Sinar view camera's advantages.</p> <p><b>Note: For use of Sinaron Digital lenses with focal length 90 mm and longer.</b></p>	
<p><b>Sinar p3-df SLR-N</b></p> <p><b>S01031 – 491.83.010</b> Scope of Delivery:</p> <ul style="list-style-type: none"> <li>• S06040 – 411.41.000 Rail Clamp 2</li> <li>• S06043 – 422.21.000 Basic Rail Unit 12/30</li> <li>• S06046 – 429.21.000 Rail Cap 2 (2 x)</li> <li>• S06047 – 431.82.000 Front Standard p3-df</li> <li>• S06050 – 433.82.000 Bearer p3-df</li> <li>• S06087 – 556.73.000 SLR Mounting L-Bracket</li> <li>• S06010 – 455.73.010 Bellows Sinar p3-slr-N Standard</li> <li>• S06089 – 556.73.010 Centering Aid Nikon</li> <li>• S06036 – 519.81.000 Quick Clamping Adapter</li> <li>• S06003 – 531.81.000 Release Lock p3</li> <li>• S06027 – 475.45.041 Sinar p3 Case</li> </ul>	<p>The Sinar p3-df SLR is designed for photographers who wish to take advantage of the unique features and quality characteristics of a Sinar view camera in conjunction with their single lens reflex cameras. The Quick Clamping Adapter that is part of scope of delivery allows quick changes from vertical to horizontal format and vice versa. The S01031 – 491.83.010 is foreseen to adapt Nikon Digital SLR cameras on the rear bearer of the Sinar p3.</p> <p><b>Note: For use of Sinaron Digital lenses with focal length 90 mm and longer.</b></p>	
<p><b>Sinar p3-df SLR-C</b></p> <p><b>S01032 – 491.83.020</b> Scope of Delivery:</p> <ul style="list-style-type: none"> <li>• S06040 – 411.41.000 Rail Clamp 2</li> <li>• S06043 – 422.21.000 Basic Rail Unit 12/30</li> <li>• S06046 – 429.21.000 Rail Cap 2 (2 x)</li> <li>• S06047 – 431.82.000 Front Standard p3-df</li> <li>• S06050 – 433.82.000 Bearer p3-df</li> <li>• S06087 – 556.73.000 SLR Mounting L-Bracket</li> <li>• S06011 – 455.73.020 Bellows Sinar p3-slr-C Standard</li> <li>• S06090 – 556.73.020 Centering Aid Canon</li> <li>• S06036 – 519.81.000 Quick Clamping Adapter</li> <li>• S06003 – 531.81.000 Release Lock p3</li> <li>• S06027 – 475.45.041 Sinar p3 Case</li> </ul>	<p>Same functionality like Sinar p3-df SLR-N</p> <p>The S01032 – 491.83.020 is foreseen to adapt Canon Digital SLR cameras on the rear bearer of the Sinar p3.</p> <p><b>Note: For use of Sinaron Digital lenses with focal length 90 mm and longer.</b></p>	

<b>Camera Supports for Sinar p3 View Camera Systems</b>		
<b>Rail Clamp 2</b> S06040 – 411.41.000	For the attachment of Sinar cameras to Sinar Pan Tilt Head 2 516.61.000 or directly to the tripod. Rail Clamp 2 has a 360° tensioning mechanism that ensures that the camera retains in its horizontal position when the clamp is tightened.	
<b>Pan Tilt Head 2</b> S06035 – 516.61.000	Tilting head with one tilt axis through over 90°. Fixation with locking lever (Quick-Lock). The tilt axis has a graduation ranging from -15° to +105°, labelled in intervals of 15°; incl. 3/8" camera screw (1/4" available upon request). The camera plate is provided with a round level. It comes with a panorama plate mounted on needle bearings with full 360° rotation, calibrated in degrees (intervals of 5°) and with a separate locking screw.	
<b>Geared Rail Clamp</b> S06041 – 411.71.000	For a smooth positioning of the view camera (requires two Rail Extensions). The compact rail clamp is designed in such a way that the camera can be continuously adjusted around the longitudinal axis of the rail. The camera can be brought in the required position by turning the rotary handle. The self-locking precision worm gear pair holds the camera in the adjusted position without any additional locking screw. The adjusted position can be read off a scale and can therefore easily be found again. The Rail Clamp 2 and the Basic Rail Unit are no longer required if the Geared Rail Clamp is used.	
<b>Quick Clamping Adapter</b> S06036 – 519.81.000	For quick attachment of the S06088 – 556.73.100 SLR Mounting Bracket on the bearer of Sinar p3-df.	
<b>Rail Units</b>		
<b>Basic Rail Unit 12/30</b> S06043 – 422.21.000	As many extensions as required can be attached to either side of a basic rail, but it cannot be used as a rail extension itself.	
<b>Rail Extension 6/15</b> S06042 – 421.21.000	For lengthening the optical bench by 6"/15 cm. As many extensions as required can be attached to the red end.	
<b>Rail Extension 12/30</b> S06044 – 423.21.000	For lengthening the optical bench by 12"/30 cm. As many extensions as required can be attached to the red end.	
<b>Rail Cap 2</b> S06046 – 429.21.010	End caps for Basic rail (12") as well as for the red ends of rail extensions. Prevents unblocked standards from sliding off the rails.	
<b>Standards</b>		
<b>Front-Standard p3-df</b> S06047 – 431.82.000	Lens standard for the Sinar p3-df with shift mechanisms and asymmetrical swing and tilt capabilities. Equipped with self-locking fine adjustment drives and designed for ergonomic operation.	
<b>Bearer Sinar p3-df</b> S06050 – 433.82.000	Lower part of the rear standard of the Sinar p3-df with shift mechanisms, asymmetrical swing and tilt capabilities and a depth of field scale. Equipped with self-locking fine adjustment drives and designed for ergonomic operation. Carrier Frames 100 and 100 RV or Sliding Adapters 100 can be mounted on this bearer.	
<b>Carrier Frame 100, Rear Standard</b> S06048 – 433.81.010	Upper part of the rear standard of the Sinar p3-df. For attachment of digital backs.	
<b>Carrier Frame 100 RV, Rear Standard</b> S06049 – 433.81.015	Upper portion of the rear standard of the Sinar p3-df RV. For attachment of digital backs.	
<b>Multipurpose Standard 100</b> S06051 – 437.63.000	This standard mounted onto a basic rail can be used either as intermediate standard between the bellows or as auxiliary standard for the light hood. The Multipurpose Standard is equipped with electric contacts on both sides of its carrier frame. Equipped with shift, swing and tilt movements.	

<p><b>Sliding Adapter 100, basic (for Sinar Backs)</b> S06070 – 551.32.192</p>	<p>This sliding adapter can be mounted on any Sinar p, p2, and p3 view camera. The snap-in mechanism allows easy turning of digital backs from landscape to portrait without the need of any tools.</p> <p>The 6x6 cm focusing screen – consisting of a ground glass and a Fresnel lens - is marked with the Sinar p's swing and tilt axis, which allow for quick and precise Sinar p 2-point sharpness compensation.</p> <p>Actual <b>Sinar Digital backs eVolution and eXact</b> equipped with a camera interface for <b>Hasselblad V (S07150 – 552.45.050)</b> can be used with the Sliding Adapter 100.</p> <p><b>Important note:</b> The Interface Adapter Plate S06072 – 551.32.291 has to be ordered separately.</p> <p><b>Optional accessories:</b> S06077 – 551.32.086 Focusing Magnifier 2 S06308 – 493.23.504 Metal Format Mask 48x36 S06309 – 493.23.601 Metal Format Mask 56x36 S06310 – 493.23.630 Metal Format Mask 54x40</p>	
<p><b>Sliding Adapter 100, basic (for NON-Sinar Backs)</b> S06071 – 551.32.193</p>	<p>This sliding adapter can be mounted on any Sinar p, p2, and p3 view camera. <b>Third-Party Digital backs</b> that are equipped with a dedicated camera interface for <b>Hasselblad H, Hasselblad V or Mamiya 645 AF</b> can be mounted on the Sliding Adapter 100, basic S06071 – 551.32.193.</p> <p>The snap-in mechanism allows easy turning of digital backs from landscape to portrait without the need of any tools.</p> <p>The 6x6 cm focusing screen – consisting of a ground glass and a Fresnel lens - is marked with the Sinar p's swing and tilt axis, which allow for quick and precise Sinar p 2-point sharpness compensation.</p> <p><b>Important note:</b> The Sliding Adapter Interfaces for HB-V, HB-H or Mamiya 645 AF have to be ordered separately. S06072 – 551.32.291 Sliding Adapter Interface HB-V S06073 – 551.32.292 Sliding Adapter Interface HB-H S06074 – 551.32.294 Sliding Adapter Interface Mamiya 645 AF</p> <p><b>Optional accessories:</b> S06077 – 551.32.086 Focusing Magnifier 2 S06308 – 493.23.504 Metal Format Mask 48x36 S06309 – 493.23.601 Metal Format Mask 56x36 S06310 – 493.23.630 Metal Format Mask 54x40</p>	
<p><b>Mounting Bracket MF-L</b> S06088 – 556.73.100</p>	<p>This bracket is mounted on the bearer of any Sinar p, Sinar p2 and Sinar p3 and is designed to use Leica S camera bodies on a Sinar view camera system.</p> <p>The Leica-specific adaptation ensures that the camera is perfectly positioned in the optical axis, both vertically and horizontally.</p> <p>The change from portrait to landscape format can be easily performed without removing the camera. In addition the Leica S can be freely positioned along the optical axis. This function is an important contribution to exact picture framing or to reduce moiré.</p>	

<b>Bellows</b>		
<b>Multipurpose Bellows 100 EL</b> S06000 – 454.12.000	As a standard the Sinar p3 camera is supplied with a Multipurpose Bellows with an electric lead (454.12.000) and an extension of up to 15 cm. This bellows is suited for use with Sinaron Digital lenses with focal lengths of up to 100 mm.	
<b>Multipurpose Bellows 100 EL, long</b> S06001 – 454.12.001	Optionally the same bellows is also available as a long version (454.12.001) suited for extensions of up to 25 cm. This model is applicable when working with Sinaron Digital lenses with focal lengths between 120 mm and 150 mm.	
<b>Multipurpose Bellows 100</b> S06002 – 454.12.010	The standard multipurpose bellows is also available as a version without cable and electrical lead with an extension of up to 15 cm. This bellows can be used for several purposes, for instance as a light hood or for long extensions in combination with a Multipurpose Standard 100. It is included in delivery of the Sinar p3-df RV.	
<b>Wide Angle Bellows 100 EL</b> S06003 – 455.12.000	The Wide Angle Bellows 100 EL allows considerably greater displacements than the Multipurpose Bellows 100 EL, especially when using lenses with short focal lengths. With this Wide Angle Bellows displacements of up to 50 mm can be achieved in any direction. The maximal possible mechanical extension between both carrier frames is 110 mm. Therefore, it can be used with all Sinaron Digital Lenses with focal lengths between 23 to 70 mm.	
<b>Bellows Sinar p3-slr-N Standard</b> S06010 – 455.73.010	Special Bellows with Nikon bayonet to adapt to Nikon Digital SLR camera bodies on the rear standard and to the Carrier Frame 100 of the front standard of Sinar p3. With the Bellows p3-slr-N Bellows displacements of up to 50 mm can be achieved in any direction. The maximal possible mechanical extension between both carrier frames is 110 mm. For longer extensions various accessories like Multipurpose Standard, Multipurpose Bellows and Rail Extensions can be used.	
<b>Bellows Sinar p3-slr-C Standard</b> S06011 – 455.73.020	Special Bellows with Canon bayonet to adapt to Canon Digital SLR camera bodies on the rear standard and to the Carrier Frame 100 of the front standard of Sinar p3. With the Bellows p3-slr-C Bellows displacements of up to 50 mm can be achieved in any direction. The maximal possible mechanical extension between both carrier frames is 110 mm. For longer extensions various accessories like Multipurpose Standard, Multipurpose Bellows and Rail Extensions can be used.	
<b>Bellows Sinar p3 MF-L</b> S06012 – 455.73.030	Special Bellows with Leica S bayonet to adapt to Leica S medium format digital camera bodies on the rear standard and to the Carrier Frame 100 of the front standard of Sinar p3. With the Bellows p3 MF-L Bellows displacements of up to 50 mm can be achieved in any direction. The maximal possible mechanical extension between both carrier frames is 110 mm. For longer extensions various accessories like Multipurpose Standard, Multipurpose Bellows and Rail Extensions can be used.	
<b>Bellows Sinar p2-slr-N Standard</b> S06013 – 455.76.010	Special Bellows with Nikon bayonet to adapt to Nikon Digital SLR camera bodies on the rear standard and to the Carrier Frame 100 of the front standard of Sinar p2. With the Bellows p2-slr-N Bellows displacements of up to 50 mm can be achieved in any direction. The maximal possible mechanical extension between both carrier frames is 110 mm. For longer extensions various accessories like Multipurpose Standard 4x5 (on request), Multipurpose Bellows 4x5 and Rail Extensions are available on request.	
<b>Bellows Sinar p2-slr-C Standard</b> S06014 – 455.76.020	Special Bellows with Canon bayonet to adapt to Canon Digital SLR camera bodies on the rear standard and to the Carrier Frame 100 of the front standard of Sinar p2. With the Bellows p2-slr-C Bellows displacements of up to 50 mm can be achieved in any direction. The maximal possible mechanical extension between both carrier frames is 110 mm. For longer extensions various accessories like Multipurpose Standard 4x5, Multipurpose Bellows 4x5 and Rail Extensions are available on request.	

<p><b>Bellows Sinar p2 MF-L</b> S06015 – 455.76.030</p>	<p>Special Bellows with Leica S bayonet to adapt to Leica S medium format digital camera bodies on the rear standard and to the Carrier Frame 100 of the front standard of Sinar p2. With the Bellows p2 MF-L Bellows displacements of up to 50 mm can be achieved in any direction. The maximal possible mechanical extension between both carrier frames is 110 mm. For longer extensions various accessories like Multipurpose Standard, Multipurpose Bellows and Rail Extensions can be used.</p>	
<p><b>Focusing and Viewing Aids</b></p>		
<p><b>Focusing Screen Sinar p3 RV</b> S06066 – 536.81.120</p>	<p>The 6x6 cm focusing screen – consisting of a ground glass and a Fresnel lens - is marked with the Sinar p's swing and tilt axis, which allow for quick and precise Sinar p 2-point sharpness compensation. Optional accessories: S06077 – 551.32.086 Focusing Magnifier 2 This Focusing Screen is foreseen to be used with Sinar p3 <b>RV only</b>.</p>	
<p><b>Focusing Magnifier 2</b> S06077 – 551.32.086</p>	<p>The optional 3fold Focusing Magnifier can easily be placed over the focusing screen of either Sliding Adapter 100 (S06070 – 551.32.192/S06071 – 551.32.193), Focusing Screen Sinar p3 RV (S06066 -536.81.120), Focusing Screen Sinar lanTec (S06300 – 493.23.020) and focusing screen of Sinar arTec allowing a clear viewing of the subject also with applied swing/tilts.</p>	
<p><b>Metal Format Mask 48x36</b> S06308 – 493.23.504</p>	<p>Rotatable metal format mask outlining the image format on the focusing screen of the Sliding Adapter 100 (S06070 – 551.32.192/S06071 – 551.32.193), Focusing Screen Sinar p3 RV (S06066 -536.81.120), Focusing Screen Sinar lanTec (S06300 – 493.23.020) and focusing screen of Sinar arTec. The format masks are fixed magnetically on the focusing screens. S06308 – 493.23.504: For Sinar Digital Backs S06309 – 493.23.601: For Leaf Aptus 10 S06310 – 493.23.630: For PhaseOne / Leaf Digital backs</p>	
<p><b>Metal Format Mask 56x36</b> S06309 – 493.23.601</p>		
<p><b>Metal Format Mask 54x40</b> S06310 – 493.23.630</p>		



**Bellows Lens Hood for Sinar p3 View Camera System**

Mounting the tapered bellows as light hood requires the following additional components:

- S06020 – 472.41.000 Rod Holder 100
- S06021 – 472.51.010 Joint Rod 2
- S06025 – 473.31.000 Bellows Holder Clip
- S06026 – 473.41.000 Bellows / Filter Holder 100 (not required if LC Shutter is used)



<p><b>Tapered Bellows 4x5/100</b> S06006 – 452.16.010</p>	<p>The tapered bellows serves as light hood for lenses with a large image circle. This bellows hood system is well suited for all Sinaron Digital eShutter, CMV or CPL lenses with 40 mm focal length and longer. For shorter focal length the use of the Lens Shade S06303 – 493.23.041 is recommended.</p>	
<p><b>Rod Holder 100</b> S06020 – 472.41.000</p>	<p>The Rod Holder 100 can be mounted on the carrier frame of the Sinar p3 without any tools. The vertical position at the carrier frame can be chosen and adjusted at will. The Rod Holder is clamped in place with a hand screw. A hexagonal hole accepts one of the existing filter rods (Filter Rod 11, 16 or 25 cm respectively Joint Rod 2), which can be locked in any position with a hand screw. At the top of the 6 cm (2.5") high Rod Holder there is a slot accepting the Accessory Shoe (S06034 - 531.61.000), so that e.g. a remote control for flash generators can be mounted.</p>	
<p><b>Joint Rod 2</b> S06021 – 472.51.010</p>	<p>Forms an adjustable bellows lens hood when used in combination with a Tapered Bellows 4x5/100 (S06006 – 452.16.010). It is equipped with two flexible ball joints, which both can be locked in place with a hand screw. Moreover, the Joint Rod can also be adjusted in its length. The Joint Rod 2 has been adapted to the use with the LC Shutter.</p>	
<p><b>Rod Short, 11 cm</b> S06022 – 472.61.000</p>	<p>In combination with a Tapered Bellows, a Rod Holder 100 and the Bellows Holder Clip these rods form a basic bellows lens hood, which permits no camera adjustments. These rods are also used for supporting the Swiveling Polarization Filter (S06067 – 546.31.010) The use of Joint Rod 2 is recommended when camera adjustments have to be made.</p>	
<p><b>Rod Medium, 16 cm</b> S06023 – 472.71.000</p>		
<p><b>Rod Long, 25 cm</b> S06024 – 472.81.000</p>		
<p><b>Bellows Holder Clip</b> S06025 – 473.31.000</p>	<p>Used for attaching a Tapered Bellows to the camera. Requires the use of the Joint Rod 2 (S06021 – 472.51.010) or one of the rods S06022 – 472.61.000, S06023 – 472.71.000 or S06024 – 472.81.000.</p>	
<p><b>Bellows- / Filter Holder 100</b> S06026 – 473.41.000</p>	<p>The Bellows-/Filter Holder 100 can be mounted on any existing Filter Adapter Ring 100. On front of the Bellows-/Filter Holder there are two slots. The thinner slot takes up any of 100 mm (4") Filters and the wider slot a Tapered Bellows 100. The thinner slot of the Bellows-/Filter Holder is fitted with a light gate, detaining incident light from the top. In the small image on the right, the light gate is extracted to the half for illustration purpose. If using an LC Shutter for Live Image the Bellows-/Filter Holder 100 is not required for mounting the bellows lens hood.</p>	

<b>Other Accessories</b>		
<p><b>Release Lock p3</b> S06033 – 531.81.000</p>	<p>The Release Lock p3 can be mounted to any of the release buttons of the Sinar p3. No special tools are required. An assembly instruction sheet is included with every Release Lock p3. It is recommended applying a Release Lock p3 at least to the right release button of the Rear standard (digital back) and the right release button of the Front standard (lens). Sinar p3-df and Sinar p3-df RV are delivered with 2 x Release Lock p3. Sinar p3-df SL and Sinar p3-df SLR come with 1 x Release Lock p3.</p>	
<p><b>Accessory Shoe</b> S06034 – 531.61.000</p>	<p>For mounting a radio-/IR-remote control for flash packs. Requires S06020 – 472.41.000 Rod Holder 100</p>	
<p><b>Format Reduction Adapter 4x5/100</b> S06080 – 553.15.100</p>	<p>CPL and Sinar eShutter lenses mounted on 100mm lens boards, Sinar digital backs mounted on SB 54M-eVolution86H/Sinar p3 Adapter Kit and the adapter plates for Third-Party Digital backs can be used on Sinar p 4x5" and Sinar p3 by this format reduction adapter.</p>	
<p><b>Swiveling Circular Polarization Filter</b> S06067 – 546.31.010</p>	<p>Polarization filters can be especially useful for eliminating distracting reflections in outdoor photography. The Sinar Swiveling Circular Polarization Filter can be mounted on the Sinar p3 camera by means of the optional Rod Holder 100 and either a Rod (Short, Medium or Long) or the Joint Rod 2. This makes it possible to swing the filter away from the lens or out of the light path at any time. Its positioning on the Joint Rod 2 is freely adjustable. The diameter of the Sinar Circular Polarization Filter is 110 mm (4½ inches).</p>	
<p><b>Sinar p3 Case (for p3 and accessories)</b> S06031 – 475.66.020</p>	<p>Sturdy case for Sinar p3 and accessories. The case is water- and shockproof and resistant to dust. A specially designed interior foam kit keeps all parts in place and protects the Sinar p3 and various accessories such as lenses, sliding adapter, LC Shutter etc. from possible transportation damages. Key features:</p> <ul style="list-style-type: none"> <li>• Neoprene Seal</li> <li>• PVC Waterproof Identification Label (with protective cover)</li> <li>• Air pressure counterbalance valve</li> <li>• Jam free latches with user-friendly leverage opening mechanism</li> <li>• Side handles</li> <li>• Self-oiling free running wheels</li> <li>• Telescopic Handle</li> </ul> <p>Technical specifications:</p> <ul style="list-style-type: none"> <li>• Inner Dimensions: 580 mm x 440 mm x 330 mm (L x B x H)</li> <li>• External Dimensions: 670 mm x 510 mm x 372 mm (L x B x H)</li> <li>• Weight (incl. foam): 12.56 kg</li> <li>• Buoyancy*: 62 kg</li> <li>• Volume: 84.2 liter</li> <li>• Temperature Rating: -33°C / +90°C</li> </ul> <p>This particular case is not foreseen to carry digital backs.</p>	

<b>Conversion Sets for Sinar p3 View Camera System</b>		
<p>Conversion Sinar p2/p3 to p2-df/p3-df P7405 – 497.12.000</p>	<p>For Sinar x, Sinar p2 and Sinar p3 This conversion improves the accuracy of the fine focus gears more than 30%. Starting torque is reduced to allow precise adjustment. The focusing steps are adapted to the small pixel sizes of the latest digital back generation. In addition, a new depth-of-field scale on the rear bearer will be added on the rear bearer.</p> <p>Final factory adjustment of the camera is included.</p> <p>Necessary repair work will be offered separately.</p> <p><b>Important note:</b> This service does <b>not</b> include format change of the carrier frames from 4x5" to 100 mm (S06053 – 497.13.000 or S06054 – 497.13.001).</p>	<p><b>Service – offered exclusively by Sinar Photography AG</b></p>
<p>Conversion Set Sinar p3/p3-slr-N S06055 – 497.13.010 Scope of Delivery:</p> <ul style="list-style-type: none"> <li>• S06010 – 455.73.010 Bellows Sinar p3 SLR-N</li> <li>• S06036 - 519.81.000 Quick Clamping Adapter</li> <li>• S06087 – 556.73.000 Mounting L-Bracket</li> <li>• S06089 – 556.73.010 Centering Aid Nikon</li> </ul>	<p>Set to convert any existing Sinar p3 into Sinar p3 SLR for Nikon DSLR camera bodies. <b>Note: For use of Sinaron Digital lenses with focal length 90 mm and longer. Shutter system of the digital lens can be Copal or Sinar eShutter.</b></p>	
<p>Conversion Set Sinar p3/p3-slr-C S06056 – 497.13.020 Scope of Delivery:</p> <ul style="list-style-type: none"> <li>• S06011 – 455.73.020 Bellows Sinar p3 SLR-C</li> <li>• S06036 - 519.81.000 Quick Clamping Adapter</li> <li>• S06087 – 556.73.000 Mounting L-Bracket</li> <li>• S06090 – 556.73.020 Centering Aid Canon</li> </ul>	<p>Set to convert any existing Sinar p3 into Sinar p3 SLR for Canon DSLR camera bodies. <b>Note: For use of Sinaron Digital lenses with focal length 90 mm and longer. Shutter system of the digital lens can be Copal or Sinar eShutter.</b></p>	
<p>Conversion Set Sinar p3/p3 MF-L S06059 – 497.13.050 Scope of Delivery:</p> <ul style="list-style-type: none"> <li>• S06012 – 455.73.030 Bellows Sinar p3 MF-L</li> <li>• S06088 – 556.73.100 Mounting Bracket MF-L</li> </ul>	<p>Set to convert any existing Sinar p3 into Sinar p3 MF-L for Leica S camera bodies. <b>Note: For use of Sinaron Digital lenses with focal length 90 mm and longer. Shutter system of the digital lens can be Copal or Sinar eShutter.</b></p>	

### Conversion Sets for Sinar p2 4x5" View Camera System

<p><b>Conversion Set Sinar p2/p3</b>  <b>S06053 – 497.13.000</b>                  Scope of Delivery:</p> <ul style="list-style-type: none"> <li>• 433.81.010 Carrier Frame 100, Rear Standard</li> <li>• 431.81.010 Carrier Frame 100, Front Standard</li> <li>• 454.12.000 Multipurpose Bellows 100 EL</li> <li>• 531.81.000 Release Lock p3 (2x)</li> <li>• 551.32.720 Depth-of-Field Scale Digital</li> </ul>	<p>Format Change Set from 4x5" to 100x100mm for working with digital backs on large format cameras. This set converts Sinar p2 4x5" carrier frames to the smaller 100x100 mm carrier frames of the Sinar p3. The rear and the front bearer stay the same.</p> <p><b>Recommendation:</b> Together with the format change we recommend the P7405 – 497.12.000 Conversion Kit Sinar p2_p3/p2_p3-df. The camera must be sent in to Sinar Photography AG for this service.</p>	
<p><b>Conversion Set Sinar p2/p3 RV</b>  <b>S06054 – 497.13.001</b>                  Scope of Delivery:</p> <ul style="list-style-type: none"> <li>• 433.81.010 Carrier Frame 100, Rear Standard</li> <li>• 431.81.015 Carrier Frame 100 RV, Front Standard</li> <li>• 454.12.000 Multipurpose Bellows 100 EL</li> <li>• 531.81.000 Release Lock p3 (2x)</li> <li>• 551.32.720 Depth-of-Field Scale Digital</li> </ul>	<p>Format Change Set from 4x5" to 100x100mm for working with digital backs on large format cameras. This set converts Sinar p2 4x5" carrier frames to the smaller 100x100 mm carrier frames of the Sinar p3 RV. The rear and the front bearer stay the same. The included Carrier Frame 100 RV is specially designed to take Third-Party Digital Backs.</p> <p><b>Recommendation:</b> Together with the format change we recommend the P7405 – 497.12.000 Conversion Kit Sinar p2_p3/p2_p3-df. The camera must be sent in to Sinar Photography AG for this service.</p>	
<p><b>Conversion Set Sinar p2/p2-slr-N</b>  <b>S06057 – 497.13.030</b>                  Scope of Delivery:</p> <ul style="list-style-type: none"> <li>• S06013 – 455.76.010 Bellows Sinar p2 SLR-N</li> <li>• S06036 – 519.81.000 Quick Clamping Adapter</li> <li>• S06087 – 556.73.000 Mounting L-Bracket</li> <li>• S06089 – 556.73.010 Centering Aid Nikon</li> </ul>	<p>Set to convert any existing Sinar p2 into Sinar p2 SLR for Nikon DSLR camera bodies.</p> <p><b>Note: For use of Sinaron Digital lenses with focal length 90 mm and longer. Shutter system of the digital lens can be Copal or Sinar eShutter.</b></p>	
<p><b>Conversion Set Sinar p2/p2-slr-C</b>  <b>S06058 – 497.13.040</b>                  Scope of Delivery:</p> <ul style="list-style-type: none"> <li>• S06014 – 455.76.020 Bellows Sinar p2 SLR-C</li> <li>• S06036 – 519.81.000 Quick Clamping Adapter</li> <li>• S06087 – 556.73.000 Mounting L-Bracket</li> <li>• S06090 – 556.73.020 Centering Aid Canon</li> </ul>	<p>Set to convert any existing Sinar p2 into Sinar p2 SLR for Canon DSLR camera bodies.</p> <p><b>Note: For use of Sinaron Digital lenses with focal length 90 mm and longer. Shutter system of the digital lens can be Copal or Sinar eShutter.</b></p>	
<p><b>Conversion Set Sinar p2/p2 MF-L</b>  <b>S06060 – 497.13.060</b>                  Scope of Delivery:</p> <ul style="list-style-type: none"> <li>• S06015 – 455.76.030 Bellows Sinar p2 MF-L</li> <li>• S06088 – 556.73.100 Mounting Bracket MF-L</li> </ul>	<p>Set to convert any existing Sinar p2 into Sinar p2 MF-L for Leica S camera bodies.</p> <p><b>Note: For use of Sinaron Digital lenses with focal length 90 mm and longer. Shutter system of the digital lens can be Copal or Sinar eShutter.</b></p>	

# Sinar View Camera for Reproduction and Archiving

## Sinar rePro and Sinar rePro RC

With the growing demand for digitization and archiving, the requirements on camera systems for reproduction photography have changed significantly. Essential aspects in the success of a modern reproduction camera are ease of operation, precision and stability. These criteria have been taken into account during the design and development process of the Sinar rePro. The result is a professional tool that fully meets the requirements for reproduction photography.

### Precision and Simplicity

On the Sinar rePro only the essential operating elements have been implemented, the resulting simplicity of operation leads to an optimal reliability and prevents handling errors. Both Carrier Frames of the Sinar rePro are based on the Sinar p3 carrier frames. Thus the Sinar rePro fits seamlessly into the modular Sinar view camera system and well-proven accessories from Sinar p2 view camera system such as bellows hood or polarization filter can be used on the Sinar rePro camera system.

An integrated spirit level at the front standard enables horizontal alignment and ensures overall image sharpness. To achieve absolute parallelism, Sinar offers an excellent tool for precise camera adjustments, Sinar parallel.

The front standard is equipped with a special locking mechanism (red screw).

The Sinar rePro camera offers a lateral shift of +12/-12 mms. When e.g. reflecting objects under a glass plate are captured, the reflections can be eliminated by this lateral shifting without changing the position of the light sources.

Sinar offers optional specific adapter plates for Kaiser and Foba. Dedicated adjustment screws allow precise alignment of the X- and Y-axis, enabling a parallel shooting situation.

### Sinar rePro RC (Remote Control)

The RC version is a motorized camera and offers optimum user comfort. Engine power allows convenient, remote controlled focusing by remote control unit or software controlled via USB connection on the computer. The Sinar rePro RC can also be easily operated when shooting from higher positions. Integrated sensors serve as a security against overstretching of the bellows.

For the Sinar rePro RC high quality stepper motors are used for longevity. They feature high degree step angle accuracy and step resolution. Externally controlled two speed levels can be selected corresponding to coarse and fine focus adjustment.

<p><b>Sinar rePro Universal</b></p> <p><b>S02003 – 491.11.003</b></p> <p>Scope of Delivery:</p> <ul style="list-style-type: none"> <li>• Sinar rePro Camera Body</li> <li>• S06000 – 454.12.000 Multipurpose Bellows 100EL</li> <li>• S06211 – 491.11.013 Universal Tripod Adaptation</li> <li>• S06028 – 475.45.042 Sinar rePro /rePro RC Case</li> </ul>	<p>Technical Data</p> <p>Shift +12/-12 mm horizontal</p> <p>Focus Manual</p> <p>Alignment 1 circular spirit level for all axis</p> <p>Tripod Adapter Universal Adapter</p> <p>Opt. Tripod Adapter Foba, Kaiser – both adjustable</p> <p>Dimensions 40 x 19 x 14 cm</p> <p>Weight 2.2 kg</p> <p>Lenses Sinaron Digital Lens in eShutter, CMV or CPL</p> <p>Digital Backs Sinar Digital Backs Third-Party Digital Backs with HB-V, HB-H, Mamiya 645 AFD mount</p>	
<p><b>Sinar rePro RC</b></p> <p><b>S02020 – 491.11.020</b></p> <p>Scope of Delivery:</p> <ul style="list-style-type: none"> <li>• Sinar rePro RC Camera Body</li> <li>• Sinar rePro RC Control Interface</li> <li>• S06215 – 491.11.261 Sinar rePro RC Control Cable, 3m</li> <li>• S07030 – 523.11.053 Sinar Power Supply 13.2 V</li> <li>• S06001 – 454.12.001 Multipurpose Bellows 100EL, long</li> <li>• S06211 – 491.11.013 Universal Tripod Adaptation</li> <li>• S06028 – 475.45.042 Sinar rePro /rePro RC Case</li> </ul>	<p>Technical Data</p> <p>Shift +12/-12 mm horizontal</p> <p>Focus Automatic (remote control)</p> <p>Alignment 1 circular spirit level for all axis</p> <p>Tripod Adapter Universal Adapter</p> <p>Opt. Tripod Adapter Foba, Kaiser – both adjustable</p> <p>Dimensions 48 x 19 x 14 cm</p> <p>Weight 2.5 kg</p> <p>Lenses Sinaron Digital Lens in eShutter, CMV or CPL</p> <p>Digital Backs Sinar Digital Backs Third-Party Digital Backs with HB-V, HB-H, Mamiya 645 AFD mount</p>	







**Accessories / Spare Parts**

<p><b>Sinar Parallel</b> S06095 – 711.01.000 Scope of Delivery:</p> <ul style="list-style-type: none"> <li>• Laser Unit Sinar Parallel (incl. batteries)</li> <li>• Mirror</li> </ul>	<p>Photographic reproduction equipment is only correctly aligned when the easel plane, the reproduction object and the lens mount are all accurately aligned parallel to each other.</p> <p>The Sinar PARALLEL is a small, battery powered, very carefully aligned laser beam projector. Used with the supplied mirror that fits into the front carrier frame of Sinar rePro / rePro RC / Sinar p3, it becomes a very clear and simple to understand alignment indicating system. Accuracy of alignment is determined by the position of the red reflected laser dot. If everything is parallel, the red dot is reflected back to the center of the target. Misalignment becomes obvious if the dot is anywhere other than the center of the target. The progress of corrective adjustment is easily followed by watching the position of the dot as it moves in response to the changing alignment.</p>	
<p><b>Tripod Adaptation Foba</b> S06210 – 491.11.012 Scope of Delivery:</p> <ul style="list-style-type: none"> <li>• Adaptation Plate for Foba Copy Stand</li> <li>• Hex Socket Key</li> <li>• Hex Bit Screwdriver with Ball Point</li> <li>• 2 x Screws</li> </ul>	<p>The optional Tripod Adapter for Foba Repro Copy Stands can be fixed either on the front or on the rear standard of the Sinar rePro / rePro RC using the hex socket key and the 2 screws.</p> <p>For alignment of the camera the Hex Bit screwdriver with Ball Point is used.</p>	
<p><b>Tripod Adaptation Kaiser</b> S06212 – 491.11.014 Scope of Delivery:</p> <ul style="list-style-type: none"> <li>• Adaptation Plate for Kaiser Reproduction Stands</li> <li>• Hex Socket Key</li> <li>• Hex Bit Screwdriver with Ball Point</li> <li>• 2 x Screws</li> </ul>	<p>The optional Tripod Adapter for Kaiser Repro Stands can be fixed either on the front or on the rear standard of the Sinar rePro / rePro RC using the hex socket key and the 2 screws.</p> <p>For alignment of the camera the Hex Bit screwdriver with Ball Point is used.</p>	
<p><b>Tripod Adaptation Universal</b> S06211 – 491.11.013 Scope of Delivery:</p> <ul style="list-style-type: none"> <li>• Universal Adaptation Plate</li> <li>• Hex Socket Key</li> <li>• 2 x Screws</li> </ul>	<p>The Universal Tripod Adapter can be fixed either on the front or on the rear standard of the Sinar rePro / rePro RC using the hex socket key and the 2 screws.</p> <p>No further adjustments are possible.</p> <p>The Universal Tripod Adaptation is included in delivery of the Sinar rePro and Sinar rePro RC.</p>	
<p><b>rePro RC Control Cable 3m</b> S06215 – 491.11.261</p>	<p>The rePro RC Control Cable is the connecting cable between the Sinar rePro RC camera and the Sinar rePro Control Unit.</p> <p>The S06215 is included in delivery of Sinar rePro RC.</p>	
<p><b>rePro RC Control Cable 10 m</b> S06216 – 491.11.262</p>	<p>Optional Sinar rePro RC Control Cable of length 10 m.</p>	

### Bellows Lens Hood for Sinar rePro

Mounting the tapered bellows as light hood requires the following additional components:

- S06020 – 472.41.000 Rod Holder 100
- S06021 – 472.51.010 Joint Rod 2
- S06025 – 473.31.000 Bellows Holder Clip
- S06026 – 473.41.000 Bellows / Filter Holder 100 (not required if LC Shutter is used)

<p><b>Tapered Bellows 4x5/100</b> S06006 – 452.16.010</p>	<p>The tapered bellows serves as light hood for lenses with a large image circle. This bellows hood system is well suited for all Sinaron Digital eShutter, CMV or CPL lenses with 40 mm focal length and longer. For shorter focal length the use of the Lens Shade S06303 – 493.23.041 is recommended.</p>	
<p><b>Rod Holder 100</b> S06020 – 472.41.000</p>	<p>The Rod Holder 100 can be mounted on the carrier frame of the Sinar p3 without any tools. The vertical position at the carrier frame can be chosen and adjusted at will. The Rod Holder is clamped in place with a hand screw. A hexagonal hole accepts one of the existing filter rods (Filter Rod 11, 16 or 25 cm respectively Joint Rod 2), which can be locked in any position with a hand screw. At the top of the 6 cm (2.5") high Rod Holder there is a slot accepting the Accessory Shoe (S06034 - 531.61.000), so that e.g. a remote control for flash generators can be mounted.</p>	
<p><b>Joint Rod 2</b> S06021 – 472.51.010</p>	<p>Forms an adjustable bellows lens hood when used in combination with a Tapered Bellows 4x5/100 (S06006 – 452.16.010). It is equipped with two flexible ball joints, which both can be locked in place with a hand screw. Moreover, the Joint Rod can also be adjusted in its length. The Joint Rod 2 has been adapted to the use with the LC Shutter.</p>	
<p><b>Rod Short, 11 cm</b> S06022 – 472.61.000</p>	<p>In combination with a Tapered Bellows, a Rod Holder 100 and the Bellows Holder Clip these rods form a basic bellows lens hood, which permits no camera adjustments. These rods are also used for supporting the Swiveling Polarization Filter (S06067 – 546.31.010) The use of Joint Rod 2 is recommended when camera adjustments have to be made.</p>	
<p><b>Rod Medium, 16 cm</b> S06023 – 472.71.000</p>		
<p><b>Rod Long, 25 cm</b> S06024 – 472.81.000</p>		
<p><b>Bellows Holder Clip</b> S06025 – 473.31.000</p>	<p>Used for attaching a Tapered Bellows to the camera. Requires the use of the Joint Rod 2 (S06021 – 472.51.010) or one of the rods S06022 – 472.61.000, S06023 – 472.71.000 or S06024 – 472.81.000.</p>	
<p><b>Bellows- / Filter Holder 100</b> S06026 – 473.41.000</p>	<p>The Bellows-/Filter Holder 100 can be mounted on any existing Filter Adapter Ring 100. On front of the Bellows-/Filter Holder there are two slots. The thinner slot takes up any of 100 mm (4") Filters and the wider slot a Tapered Bellows 100. The thinner slot of the Bellows-/Filter Holder is fitted with a light gate, detaining incident light from the top. In the small image on the right, the light gate is extracted to the half for illustration purpose. If using an LC Shutter or CTM Slider the Bellows-/Filter Holder 100 is not required for mounting the bellows lens hood.</p>	

## Sinar CTM

CTM (Color To Match) is a multispectral dual-pass filter solution for highly accurate color reproduction in high-end digital photography. It corresponds to the visible spectrum of the human eye in the range of 390 - 700 Nanometers. This dual filter solution has been engineered together with the Rochester Institute of Technology (RIT), Rochester, USA, and corrects for known color deficiencies in the Bayer pattern coating on CCD sensor arrays.

CTM was developed exclusively for Sinar digital backs. Extreme color accuracy is especially required in digitization of valuable cultural objects of art, in reprography, scientific and advertising photography. The results achieved are digital image files with unmatched color accuracy that guarantee an efficient workflow.



## Sinar CTM Slider

### Sinar CTM Slider Set

S02010 – 551.65.010

Scope of Delivery:

- S02016 – 551.65.110 Sinar CTM Slider
- S02015 – 551.65.090 Sinar CaptureFlow rePro Software (USB Dongle)

Dual-Pass filter assembly which is automatically controlled by CaptureFlow rePro software. The CTM Slider is mounted in front of the lens by using the appropriate lens adapter ring. The CaptureFlow rePro software is delivered on an USB stick being used as dongle protection. The workflow within CaptureFlow ensures optimal high-quality results.

**Important Note:** The CTM Slider can **only** be used with Sinar Digital Backs which are equipped with Clear Glass Filter.



## Accessories

Sinar CTM Slider / LC Shutter Kit  
S02011 – 551.65.011

Splitter Cable for use of CTM Slider together with LC Shutter for Live Image.

**Important Note:** LC Shutter and CTM Slider are only supported by Sinar Digital Backs and CaptureFlow software.



## Sinar Monitor Calibration

### Sinar eMonitor

Sinar eMonitor is a high end colorimeter for exact measurement of monitors, projectors, large format displays, light boxes and ambient light. As the flat faced device with anodized aluminium unibody housing uses ultra-thin glass filters the results are highly accurate, long-term stable and reproducible.

Each device is individually calibrated and can also be recertified.

The Sinar eMonitor offers 3 different measurement modes:

- Contact measurement for colour displays
- Telephoto measurement for large format displays and projection displays. For this purpose a tripod mount, a measurement angle of 4°, and a laser beam for alignment have been added.
- (Ambient) Light measurement

#### Sinar eMonitor

**S07000 – 751.61.000**

Scope of Delivery:

- Sinar eMonitor measuring tool with laser pointer and integrated calotte
- Mounting suspension with integrated tape measure
- Desktop Stand
- Hard Case for protection and safe transportation
- Software incl. **Site License for unlimited use with various devices and by multiple users on different computers.**

Technical Data:

Measurement Range:

Luminance: 0,05 to 2.500 cd/m<sup>2</sup> (Candela/m<sup>2</sup>)

Chromaticity: 0,05 to 2.500 cd/m<sup>2</sup>

Accuracy:

Luminance: +/-2% 1 digit ( 1 ~500cd/m<sup>2</sup> )

Chromaticity: +/-0.002 illuminant D65

Chromaticity: +/-0.0025 C(orrrelated) C(olour)

T(emperature) 4000-15000K

Chromaticity: +/-0.0065 for other colours

Repeat Accuracy: ± 0,00004

Calibration: PTB traceable

Flickering: Measurement according to VESA standard

Interface: USB 2.0; USB Cable: approx. 1800 mm

Power Supply: 4,7 to 5,5V DC through USB adapter

Parameter Storage: 8 different base calibrations (5 used

by factory settings), 22 positions for user calibrations

Speed: max. 10 measurements per sec. for low

sensitivity/max. 4 measurements per sec. for high

sensitivity

Temperature Compensation: 10°C to 50°C





Dimensions: ø 97mm, height: 27mm, weight: 310g




# Sinar View Camera Systems for Architectural, Landscape and Industrial Photography

## Sinar lanTec

The Sinar lanTec is designed as a perfect tool for landscape and architectural photography. The handles with the integrated release button for the Copal Shutter lenses is ergonomically shaped. The balanced handling of the Sinar lanTec enables the photographer to create images of the highest quality, even in handheld operation, and this gives the Sinar lanTec a broad field of applications. With the specially designed holder for Apple iPhone or iPod Touch these devices can be connected to serve as viewfinders providing brilliant images for composing and focusing.


The shift capabilities of the Sinar lanTec avoid the convergence of parallel lines during the capturing process.

<p><b>Sinar lanTec</b>  <b>S03006 – 493.23.006</b>                  Scope of Delivery:</p> <ul style="list-style-type: none"> <li>• Sinar lanTec (incl. mounted Handles and Tripod Adaptation)</li> <li>• S06030 – 475.45.044 Sinar lanTec case</li> </ul>	<p>Technical Data</p> <p>Shift range                    +25/-15 mm vertical,                  +20/-20 mm horizontal</p> <p>Swing/Tilt range               -</p> <p>Leveling aids                    1 circular spirit level                  for all axes</p> <p><b>Optional</b> Viewing aids        Focusing screen                  Flexible 3-fold magnifier</p> <p>Digital back interface        Hasselblad V / H,                  Mamiya 645 AFD</p> <p>Tripod interface                360°rotating mount                  with a 3/8" thread</p> <p>Dimensions/Weight            20 x 19 x 7 cm, 1,1 kg</p> <p>Lenses                            Sinaron Digital HR Lenses:                  HR 5.6/23, HR 4.5/28, HR 4.0/35,                  HR 4.0/40, HR 4.0/50, HR 4.0/60,                  HR 5.6/70, HR SW 5.6/90,                  HR 4.0/100, HR 5.6/180                  Sinaron Digital Lenses:                  4.5/45, 4.5/55, 5.6/135</p> <p>Lens Mount:                    Sinar CEF (Copal / Focus Mount)</p>	
<h2>Sinar lanTec Accessories</h2>		
<p><b>Hasselblad-H Interface for Sinar arTec/lanTec</b>  <b>S06305 – 493.23.292</b></p>	<p>Interface Plate for digital back with Hasselblad H mount.                  Only for Sinar arTec and lanTec.</p>	
<p><b>Mamiya 645 AFD Interface for Sinar arTec/lanTec</b>  <b>S06306 – 493.23.293</b></p>	<p>Interface Plate for digital back with Mamiya AFD mount.                  Only for Sinar arTec and lanTec.</p>	
<p><b>Hasselblad-V Interface for Sinar arTec/lanTec</b>  <b>S06307 – 493.23.294</b></p>	<p>Interface Plate for digital back with Hasselblad V mount.                  Only for Sinar arTec and lanTec.</p>	
<p><b>Focusing Screen Sinar lanTec</b>  <b>S06300 – 493.23.020</b>                  Scope of Delivery:</p> <ul style="list-style-type: none"> <li>• Focusing Screen Sinar lanTec</li> <li>• S06308 – 493.23.504 Metal Format Mask 48x36</li> <li>• S06309 – 493.23.601 Metal Format Mask 56x36</li> <li>• S06310 – 493.23.630 Metal Format Mask 54x40</li> </ul>	<p>The 6x6 cm focusing screen – consisting of a ground glass and a Fresnel lens - is marked with rectangular grid lines. The optional 3-fold magnifier S06077 – 551.32.086 can easily be placed over the focusing screen allowing for a clear viewing of the subject. This Focusing Screen is foreseen to be used with Sinar lanTec only.</p>	






<p><b>Metal Format Mask 48x36</b> S06308 – 493.23.504</p>	<p>Rotatable metal format mask outlining the image format on the focusing screen. The format masks are fixed magnetically.</p>	
<p><b>Metal Format Mask 56x36</b> S06309 – 493.23.601</p>	<p>S06308 – 493.23.504: For Sinar Digital Backs S06309 – 493.23.601: For Leaf Aptus 10</p>	
<p><b>Metal Format Mask 54x40</b> S06310 – 493.23.630</p>	<p>S06310 – 493.23.630: For PhaseOne and Leaf Digital backs These masks are included in delivery of the Focusing Screen Sinar lanTec.</p>	
<p><b>Focusing Magnifier 2</b> S06077 – 551.32.086</p>	<p>The optional 3fold Focusing Magnifier can easily be placed over the focusing screen S06300 – 493.23.020 allowing a clear viewing of the subject also with applied shift/tilts.</p>	
<p><b>Holder for iPhone</b> S06302 – 493.23.030</p>	<p>For use of iPhone or iPod Touch as viewfinder.</p>	
<p><b>Accessory Shoe for Sinar lanTec</b> S06312 – 531.62.000</p>	<p>For mounting a radio-/IR-remote control for flash packs. With integrated circular spirit level.</p>	
<p><b>Lens Shade arTec / lanTec</b> S06303 – 493.23.041</p>	<p>When a lens is used without a lens shade, stray light from outside the object area can cause unwanted reflexions on the lens and noticeable reduction of contrast. In professional photography a lens shade is a requisite. The lens shade will be attached by means of a suitable lens adapter ring for the attached lens.</p>	
<p><b>White Shading Diffusor 100</b> S07043 – 551.43.097</p>	<p>Optional tool to generate user defined White Shading calibration via CaptureFlow software. It is fixed by means of a suitable lens adapter ring in front of the lens.</p>	







## Sinar arTec

This unique camera system has been closely developed with the architectural photographers. The result of this cooperation is an exciting and uncompromising camera system for professionals, offering maximum freedom in image composition with all displacements from close range to infinity. With the Sinar arTec camera system, images can be precisely composed on the bright focusing screen of the camera, allowing the photographer to concentrate fully on creativity. Thanks to its ergonomic design and intuitive operation, the camera supports the photographer in the process of creating extraordinary pictures. The camera's built-in sliding back lets you conveniently switch from viewing to capturing without the risks of unintentionally changing your settings or exposing the imaging sensor of the digital back to physical damage. The high-precision displacement micro-drives of the Sinar arTec are ergonomically positioned on the camera body and can be locked in place to prevent unintended movements. For intuitive operation of the camera, all displacements feature scales in millimeters or degrees, and their zero-positions have click-stops. The Sinar arTec is equipped with spirit levels for all axes to facilitate leveling the camera. Once leveled, the camera can be turned into position without losing the level thanks to its built-in 360° rotating tripod mount. Like any other Sinar camera, the Sinar arTec is a reliable and robust tool, yet light in weight, and built with Swiss precision for the heavy demands of daily professional use. Thanks to this and its compact size, it is also well suited for additional applications such as landscape and industrial photography. The Sinar arTec camera system includes a broad range of the well proven Sinaron Digital and Sinaron Digital HR lenses, which offer the resolving power and the image quality required for high-end digital photography. All lenses for the Sinar arTec camera system are equipped with high-precision focusing mounts and a depth-of-field scale. Furthermore, many accessories familiar from the universal Sinar system can also be used with the Sinar arTec camera.

<p><b>Sinar arTec, basic</b>  <b>S03004 – 493.23.004</b>                  Scope of Delivery:</p> <ul style="list-style-type: none"> <li>• Sinar arTec universal (w/o Interface)</li> <li>• S06308 – 493.23.504 Metal Format Mask 48x36</li> <li>• S06309 – 493.23.601 Metal Format Mask 56x36</li> <li>• S06310 – 493.23.630 Metal Format Mask 54x40</li> <li>• S06077 – 551.32.086 Focusing Magnifier 2</li> <li>• S06029 – 475.45.043 Sinar arTec Case</li> </ul>	<p>Technical Data</p> <p>Shift range +25/-15 mm vertical, +20/-20 mm horizontal</p> <p>Swing/Tilt range +/-5°, rotatable by 360° with click-stops every 90°</p> <p>Leveling aids 1 circular and 3 tubular spirit levels for all axes</p> <p>Viewing aids Bright focusing screen with flexible 3-fold magnifier</p> <p>Digital back interface Hasselblad V / H, Mamiya 645 AFD</p> <p>Tripod interface 360°rotating mount with a 3/8" thread</p> <p>Dimensions/Weight 27 x 19 x 7 cm, 1,45 kg</p> <p>Lenses Sinaron Digital HR Lenses: HR 5.6/23, HR 4.5/28, HR 4.0/35, HR 4.0/40, HR 4.0/50, HR 4.0/60, HR 5.6/70, HR SW 5.6/90, HR 4.0/100, HR 5.6/180                  Sinaron Digital Lenses: 4.5/45, 4.5/55, 5.6/135</p> <p>Lens Mount: Sinar CEF (Copal / Focus Mount)</p>	
---	---	---

## Sinar arTec Accessories

<p><b>Hasselblad-H Interface for Sinar arTec/lanTec</b>  <b>S06305 – 493.23.292</b></p>	<p>Interface Plate for digital back with Hasselblad H mount. Only for Sinar arTec and lanTec.</p>	
<p><b>Mamiya 645 AFD Interface for Sinar arTec/lanTec</b>  <b>S06306 – 493.23.293</b></p>	<p>Interface Plate for digital back with Mamiya AFD mount. Only for Sinar arTec and lanTec.</p>	
<p><b>Hasselblad-V Interface for Sinar arTec/lanTec</b>  <b>S06307 – 493.23.294</b></p>	<p>Interface Plate for digital back with Hasselblad V mount. Only for Sinar arTec and lanTec.</p>	
<p><b>Lens Shade arTec / lanTec</b>  <b>S06303 – 493.23.041</b></p>	<p>When a lens is used without a lens shade, stray light from outside the object area can cause unwanted reflexions on the lens and noticeable reduction of contrast. In professional photography a lens shade is a requisite. The lens shade will be attached by means of a suitable lens adapter ring for the attached lens.</p>	
<p><b>Artec Rod Holder</b>  <b>S06304 – 493.23.043</b></p>	<p>The Rod Holder for Sinar arTec is needed when the Circular Polarization Filter is attached. It is screwed in front of the Sinar arTec. A detailed description how to mount the Rod Holder is available.</p>	

<p><b>Swiveling Circular Polarization Filter</b> S06067 – 564.31.010</p>	<p>Polarizing filters can be especially useful for eliminating distracting reflections in outdoor photography. The Sinar Swiveling Circular Polarization Filter can be mounted on the Sinar arTec camera by means of the optional arTec Rod Holder and either a Rod (Short, Medium or Long) or the Joint Rod 2. This makes it possible to swing the filter away from the lens or out of the light path at any time. The diameter of the Sinar Circular Polarization Filter is 110 mm (4½ inches).</p>	
<p><b>Rod Short, 11 cm</b> S06022 – 472.61.000</p> <p><b>Rod Medium, 16 cm</b> S06023 – 472.71.000</p> <p><b>Rod Long, 25 cm</b> S06024 – 472.81.000</p>	<p>In combination with the arTec Rod Holder, Tapered Bellows and Bellows Holder Clip these rods form a basic bellows lens hood. These rods are also used for supporting the Swiveling Polarization Filter (S06067 – 546.31.010)</p>	
<p><b>Tapered Bellows 4x5/100</b> S06006 – 452.16.010</p>	<p>The tapered bellows serves as light hood for lenses with a large image circle. Mounting the tapered bellows as light hood requires the following additional components:</p> <ul style="list-style-type: none"> <li>• S06020 – 472.41.000 Rod Holder 100</li> <li>• S06021 – 472.51.010 Joint Rod 2</li> <li>• S06025 – 473.31.000 Bellows Holder Clip</li> </ul> <p>S06026 – 473.41.000 Bellows / Filter Holder 100 (not required if LC Shutter is used)</p>	
<p><b>Bellows Holder Clip</b> S06025 – 473.31.000</p>	<p>Used for attaching a Tapered Bellows 4x5/100 to the camera. Requires the use of the Joint Rod 2 (S06021 – 472.51.010) or one of the rods S06022 – 472.61.000, S06023 – 472.71.000 or S06024 – 472.81.000.</p>	
<p><b>Accessory Shoe</b> S06034 – 531.61.000</p>	<p>For mounting a radio-/IR-remote control for flash packs</p>	
<p><b>White Shading Diffusor 100</b> S07043 – 551.43.097</p>	<p>Optional tool to generate user defined White Shading calibration via CaptureFlow software. It is fixed by means of a suitable lens adapter ring in front of the lens.</p>	

## Sinar Digital Backs

As the successor models to the Multi-Shot Sinar Digital Backs the Sinarback eVolution 86H and Sinarback eXact are the high-end solution for all tasks in the studio. With these digital backs the tradition of display-less Sinarback is extended in order to gain highest image quality.

The unique dual stage cooling of the CCD by means of Peltier elements and a cooling fan assure fast heat dissipation. Sinar digital backs therefore are ideally suited for use in fast exposure sequences and prolonged operation.

While the Sinarback eVolution 86H offers 1- and 4-shot capability the Sinarback eXact features multiple shooting modes:

Shooting Mode	Resolution in MP	Export File-Size (8 Bit RGB)	Export File-Size (16 Bit RGB)
1-shot S	12	36	72
1-shot M	21	63	126
1-shot	48	144	288
4-shot	48	144	288
4-shot XL	192	576	1152
16-shot XL	192	576	1152

### Sinarback eVolution 86H




**S05005 – 552.45.005**





Scope of Delivery:

- Sinarback eVolution 86H digital back with integrated IR Filter
  - Sinarback Software CaptureFlow on CD
  - BasicColor Grey Card Mini
  - S07043 – 551.43.097 White Shading Diffusor 100
  - S07040 – 551.33.090 Digital Cleaning Kit
  - S07054 – 551.63.055 Cable FireWire 1394B, 4.5m
- Packed in a foamed printed carton box.








Characteristics	Sinar eVolution 86 H
Sensor Type/Size	Dalsa FTF 6080C - RGB Mosaic Filter, Full Frame Technology 48x36mm, 8000x6000 Pixels, 48.8 MP
IR Blocking Filter	Yes
File Format	DNG
File Size (RGB)	144 MB (8 bit), 288MB (16 bit)
Exposure rate	up to 13 pictures per minute
Live Image	Yes
Exposure Time	1/10000 sec up to 32 sec
Nominal sensitivity	ISO 50 - 800
Digitization	48 bit (16 bit per Channel)
File Storage	via FireWire on Computer
Active Cooling	Yes (Cooling Fan and Peltier Element)
Power Supply	FireWire 800
FireWire Interface	IEEE 1394B (800 Mbps, compatible with IEEE 1394A 400 Mbps)
Exposure Software	Sinar CaptureFlow
Operating Systems	Mac OS X 10.7.x and higher
System Requirements (min.)	Apple Macintosh with Intel Core 2 Duo 2 GHz and 8 GB RAM
Operating Temp.	0 – 45 °C / 32 – 113 °F
Dimensions / Weight	90 x 85 x 73 mm, 0.6 kg
Camera Interface	Sinar p3/p2/p/x view cameras, Sinar m, Sinar Hy6; Hasselblad V, H; Contax 645 AF; Mamiya 645 AFD; any non-Sinar 4x5" view cameras via Graflock adapter



<p><b>Sinarback eXact</b></p> <p><b>S05007 – 552.45.007</b>                  Scope of Delivery:</p> <ul style="list-style-type: none"> <li>• Sinarback eXact digital back with integrated IR Filter</li> <li>• Sinarback Software CaptureFlow on CD</li> <li>• BasICColor Grey Card Mini</li> <li>• S07043 – 551.43.097 White Shading Diffusor 100</li> <li>• S07040 – 551.33.090 Digital Cleaning Kit</li> <li>• S07054 – 551.63.055 Cable FireWire 1394B, 4.5m</li> </ul> <p>Packed in a foamed printed carton box.</p>	<p>Characteristics Sinar eXact</p> <p>Sensor Type/Size Dalsa FTF 6080C - RGB Mosaic Filter, Full Frame Technology 48x36mm, 8000x6000 Pixels, 48.8 MP</p> <p>IR Blocking Filter Yes</p> <p>File Format DNG</p> <p>File Size (RGB) up to 576 MB (8 bit), 1'140 MB (16 bit)</p> <p>Exposure rate up to 13 pictures per minute</p> <p>Live Image Yes</p> <p>Exposure Time 1/10000 sec up to 32 sec</p> <p>Nominal sensitivity ISO 50 - 800</p> <p>Digitization 48 bit (16 bit per Channel)</p> <p>File Storage via FireWire on Computer</p> <p>Active Cooling Yes (Cooling Fan and Peltier)</p> <p>Power Supply FireWire 800</p> <p>FireWire Interface IEEE 1394B (800 Mbps, compatible with IEEE 1394A 400 Mbps)</p> <p>Exposure Software Sinar CaptureFlow</p> <p>Operating Systems Mac OS X 10.7.x and higher</p> <p>System Requirements Apple Macintosh with Intel Core 2 (min.) Duo 2 GHz and 8 GB RAM</p> <p>Operating Temp. 0 – 45 °C / 32 – 113 °F</p> <p>Dimensions/Weight 90 x 85 x 73 mm, 0.6 kg</p> <p>Camera Interface Sinar p3/p2/p/x view cameras, Sinar m, Sinar Hy6; Hasselblad V, H; Contax 645 AF; Mamiya 645 AFD; any non-Sinar 4x5" view cameras via Graflock adapter</p>	
<p><b>Sinarback eVolution 86H with Clear Glass Filter</b></p> <p><b>S05025 – 552.45.025</b>                  Scope of Delivery:</p> <ul style="list-style-type: none"> <li>• Sinarback eVolution 86H digital back with integrated Clear Glass Filter</li> <li>• Sinarback Software CaptureFlow on CD</li> <li>• BasICColor Grey Card Mini</li> <li>• S07043 – 551.43.097 White Shading Diffusor 100</li> <li>• S07040 – 551.33.090 Digital Cleaning Kit</li> <li>• S07054 – 551.63.055 Cable FireWire 1394B, 4.5m</li> </ul> <p>Packed in a foamed printed carton box.</p>	<p>Same specs as Sinarback eVolution 86H. The IR Filter is substituted by a special Clear Glass Filter for use of the digital back in IR photography and in combination with Sinar CTM solution.</p>	
<p><b>Sinarback eXact with Clear Glass Filter</b></p> <p><b>S05027 – 552.45.027</b>                  Scope of Delivery:</p> <ul style="list-style-type: none"> <li>• Sinarback eXact digital back with integrated Clear Glass Filter</li> <li>• Sinarback Software CaptureFlow Studio on CD</li> <li>• BasICColor Grey Card Mini</li> <li>• S07043 – 551.43.097 White Shading Diffusor 100</li> <li>• S07040 – 551.33.090 Digital Cleaning Kit</li> <li>• S07054 – 551.63.055 Cable FireWire 1394B, 4.5m</li> </ul> <p>Packed in a foamed printed carton box.</p>	<p>Same specs as Sinarback eXact. The IR Filter is substituted by a special Clear Glass Filter for use of the digital back in IR photography and in combination with Sinar CTM solution.</p>	

<b>Beneficial Accessories</b>		
<b>LC Shutter 100</b> S07010 – 551.65.021	<p>The LC Shutter is equipped with a Liquid Crystal glass plate. The glass plates darkens when sensor readout happens enabling clear video without stripes.</p> <p>The LC Shutter is mounted to the Sinaron Digital Lens by means of a matching Lens Adapter Ring. For CMV Lenses the cable of the LC Shutter is plugged into the lens and is screwed tight. For Sinar eShutter lenses the LC Shutter is connected to the digital back's adapter plate via S07011 – 551.65.021.</p> <p>LC Shutter is only supported by Sinar digital backs.</p>	
<b>LC Shutter / Sinarback Adapter Cable</b> S07011 – 551.65.021	<p>For electrical connection between the LC Shutter and Sinarback eVolution and eXact in case Sinar eShutter lenses are in use. The cable is plugged in between the LC Shutter and the Sinarback resp. the Sinarback Adapter.</p>	
<b>Sinar Power Supply 13.2V</b> S07030 – 552.11.053	<p>Input Voltage: 90-264 VAC, 50/60 Hz            Max. Output Power: 60W            Output Voltage: 13.2 V, Max. Current: 4.5 A</p> <p>In case the Mac computer does not deliver sufficient power via FireWire, the use of this additional power supply is recommended to ensure stable powering of all electrical components such as digital backs and LC Shutter.</p> <p>The Power Supply is plugged into the Sinarback Adapter Plate.</p>	
<b>White Shading Diffusor 100x100</b> S07042 – 551.43.096	<p>Each digital back is delivered with a Factory White Shading, which can be customized. In addition a Lens and Scene White Shading can be carried out in order to compensate for lens vignetting and uneven illumination of the scene.</p> <p>Sinar provides different sized White Shading Diffusor. The S07043 – 551.43.097 is round (Ø 100 mm) and can be screwed on the Adapter Ring of the Sinaron Digital lens</p> <p>The White Shading Diffusor S07042 – 551.43.096 is of size 100 mm x 100 mm. It can be inserted in the slot of the LC Shutter and therefore more convenient to use in this application.</p>	
<b>Micro Fiber Cleaning Cloths</b> S07041 – 149.14.010	<p>High-Quality lint-free Micro Fiber Cleaning cloths for cleaning CCDs of digital backs. 10 tissues are packed together in one box. Size of 1 tissue: 10 cm x 10 cm</p>	
<b>Digital Cleaning Kit</b> S07040 – 551.33.090	<p>In addition to high-quality Micro Fiber Cleaning cloths this digital cleaning kit contains two cleaning fluids and a cloth holder.</p> <p><b>Agent Blue</b> is a blue cleaning fluid intended for preliminary cleaning of tenacious, fatty blemishes and also for general cleaning applications.</p> <p><b>CCD glasses must NOT be cleaned with Agent Blue.</b></p> <p>Colorless, highly refined <b>Ethanol</b> is appropriate for follow-up cleaning of surfaces and it is generally suitable for cleaning surfaces that cannot be wiped dry because of inaccessibility or because of the danger of causing electrostatic discharges.</p> <p><b>CCD glasses may ONLY be cleaned with Ethanol.</b></p>	
<b>Cable FireWire 1394B, 4.5m</b> S07054 – 551.63.055	<p>Data connection cable between Mac and Sinar Digital Backs eVolution and eXact. This cable is modified to the special needs and tested to ensure safe data transfer. It is recommended to mount the ferrite core on the Mac side.</p>	






<b>Adaptation to Sinar p3-df for Sinar Digital Backs</b>		
<b>SB 54M – eVolution 86H/Sinar p3 Adapter Kit</b> S07133 – 552.45.033	Ideal Adaptation for Sinar digital backs to be mounted on Sinar p3 view camera system. The adapter plate is equipped with different sockets: <ul style="list-style-type: none"> <li>• RJ11 Release socket for e.g. 551.43.060, 551.43.111, 440.18.261 or 440.18.271 depending on configuration</li> <li>• J14 LC Shutter socket for 551.65.021 LC Shutter/Sinarback Cable (for Live Image)</li> <li>• 12 Volt Power Supply socket for 552.11.053</li> <li>• Flash Sync socket.</li> </ul>	
<b>Sinar Digital Backs eVolution/eXact on Sliding Adapter 100</b>		
<b>Sliding Adapter 100, basic (for Sinar Backs)</b> S06070 – 551.32.192	This sliding adapter can be mounted on any Sinar p, p2, and p3 view camera. Actual <b>Sinar Digital backs eVolution and eXact</b> equipped with a camera interface for <b>Hasselblad V (S07150 – 552.45.050)</b> can be used with the sliding adapter. The snap-in mechanism allows easy turning of digital backs from landscape to portrait without the need of any tools. The 6x6 cm focusing screen – consisting of a ground glass and a Fresnel lens - is marked with the Sinar p's swing and tilt axis, which allow for quick and precise Sinar p 2-point sharpness compensation. The optional 3-fold magnifier S06077 – 551.32.086 can easily be placed over the focusing screen allowing for a clear viewing of the subject. <b>Important note:</b> The Interface Adapter Plate S06072 – 551.32.291 has to be ordered separately. <b>Optional accessories:</b> S06077 – 551.32.086 Focusing Magnifier 2 S06308 – 493.23.504 Metal Format Mask 48x36 S06309 – 493.23.601 Metal Format Mask 56x36 S06310 – 493.23.630 Metal Format Mask 54x40	
<b>Sliding Adapter Interface HB-V</b> S06072 – 551.32.291	Interface Plate for Hasselblad V for Sliding Adapter S06071 – 551.32.192 and S06072 – 551.32.193	
<b>SB 54M-86H/Hasselblad GEN Adapter Kit</b> S07150 – 552.45.050 Scope of Delivery: <ul style="list-style-type: none"> <li>• SB 54M-86H/Hasselblad GEN Adapter Plate</li> <li>• S07056 – 551.63.063 Sinarback/Hasselblad CW Control Cable 2</li> <li>• S07057 – 551.63.064 Sinarback/Hasselblad EL Control Cable 2</li> <li>• S07050 – 551.43.111 Sinarback Synchro Control Cable RJ11</li> </ul>	The Hasselblad Gen Adapter is foreseen for the use of Sinarback eVolution and eXact on Hasselblad V cameras as well as on the Sliding Adapter and the Sinar lanTec.	
<b>Sinarback Auto Release Cable</b> S07020 – 551.43.059	Connection between Sliding Adapter and Sinar digital back to recognize focusing / shooting position of the digital back when CMV lenses are being used. RJ11 Plug must be plugged into the resp. socket of the Hasselblad GEN Adapter Plate. Cable Length of the RJ11 connecting cable: 275 mm	
<b>Sinarback Auto Release Cable, long</b> S07022 – 551.43.088	Connection between Sliding Adapter and Sinar digital back to recognize focusing / shooting position of the digital back when Sinar eShutter lenses are being used. RJ11 Plug must be plugged into the resp. socket of Sinar eShutter Control. Cable Length of the RJ11 connecting cable: 600 mm	
<b>Focusing Magnifier 2</b> S06077 – 551.32.086	The optional 3fold Focusing Magnifier can easily be placed over the focusing screen of either the Sliding Adapter (S06070 – 551.32.192/S06071 – 551.32.193) or on Focusing Screen Sinar p3 RV (S06066 – 536.81.120) allowing a clear viewing of the subject also with applied swing/tilts.	






### Adaptations Sinar p3-df (RV) for Third-Party Digital backs

These adapters are designed to use Third-Party Digital Backs on Sinar p3 RV or Sinar rePro / rePro RC.

Important note: If working with these adapter plates on Sinar p3, the camera is no longer yaw-free and necessary camera adjustments might take longer.

<b>Sinar p3/Hasselblad V Adapter Kit</b> S06082 - 556.64.030	This adapter kit is needed if a third-party digital back with HB-V mount is used on a Sinar p3 or Sinar p3 RV.	
<b>Sinar p3/Hasselblad H Adapter Kit</b> S06083 - 556.64.032	This adapter kit is needed if a third-party digital back with HB-H mount is used on a Sinar p3 or Sinar p3 RV.	
<b>Sinar p3/Mamiya 645 AF Adapter Kit</b> S06084 - 556.64.036	This adapter kit is needed if a third-party digital back with Mamiya 645 AF mount is used on a Sinar p3 or Sinar p3 RV.	

### Sliding Adapter for Third-Party Digital Backs

<b>Sliding Adapter 100, basic</b> (for NON-Sinar Backs) S06071 - 551.32.193	This sliding adapter can be mounted on any Sinar p, p2, and p3 view camera and is designed to take <b>Third-Party Digital backs</b> that are equipped with a dedicated camera interface for <b>Hasselblad H, Hasselblad V or Mamiya 645 AF</b> . The snap-in mechanism allows easy turning of digital backs from landscape to portrait without the need of any tools. The 6x6 cm focusing screen - consisting of a ground glass and a Fresnel lens - is marked with the Sinar p's swing and tilt axis, which allow for quick and precise Sinar p 2-point sharpness compensation. The optional 3fold Focusing Magnifier 2 (S06077 - 551.32.086) can easily be placed over the focusing screen allowing a clear viewing of the subject also with applied swing/tilts. <b>Important note:</b> The Sliding Adapter Interfaces for HB-V, HB-H or Mamiya 645 AF have to be ordered separately. S06072 - 551.32.291 Sliding Adapter Interface HB-V S06073 - 551.32.292 Sliding Adapter Interface HB-H S06074 - 551.32.294 Sliding Adapter Interface Mamiya 645 AF <b>Optional accessories:</b> S06077 - 551.32.086 Focusing Magnifier 2 S06308 - 493.23.504 Metal Format Mask 48x36 S06309 - 493.23.601 Metal Format Mask 56x36 S06310 - 493.23.630 Metal Format Mask 54x40	
<b>Sliding Adapter Interface HB-V</b> S06072 - 551.32.291	Interface Plate for digital back with Hasselblad V mount for Sliding Adapter S06070 - 551.32.192 and S06071 - 551.32.193	
<b>Sliding Adapter Interface HB-H</b> S06073 - 551.32.292	Interface Plate for digital back with Hasselblad H mount for Sliding Adapter S06070 - 551.32.192 and S06071 - 551.32.193	
<b>Sliding Adapter Interface Mamiya 645</b> S06074 - 551.32.293	Interface Plate for digital back with Mamiya 645 AFD mount for Sliding Adapter S06070 - 551.32.192 and S06071 - 551.32.193	
<b>Focusing Magnifier 2</b> S06077 - 551.32.086	The optional 3fold Focusing Magnifier can easily be placed over the focusing screen of either the Sliding Adapter (S06070 - 551.32.192/S06071 - 551.32.193) or on Focusing Screen Sinar p3 RV (S06066 - 536.81.120) allowing a clear viewing of the subject also with applied swing/tilt.	

## Sinaron Digital Lenses for Sinar View Camera Systems



Sinar provides a full range of high-quality lenses for digital photography. The Sinaron Digital lenses cover focal lengths between 23mm and 180mm. The calculation of the optical design includes a 2 mm thick sensor glass to avoid blurring and colour fringing caused by the sensor protection glass.

Focal Length	Aperture	Resolution min. (line pairs / mm)	Image Circle (for scale ∞)	Recommended working f-stop	Recommended scale range
HR 23 mm	f/5.6	100	70 mm	5.6 - 8	∞ - 1/20
HR 28 mm	f/4.5	100	70 mm	5.6 - 8	∞ - 1/20
HR 35 mm	f/4.0	100	70 mm	5.6	∞ - 1/10
HR 60 mm	f/4.0	100	70 mm	5.6	∞ - 1/10
HR 100 mm	f/4.0	100	70 mm	5.6	∞ - 1/10
HR 180 mm	f/5.6	100	80 mm	5.6 - 8	∞ - 1/10
HR 32 mm	f/4.0	100	90 mm	5.6 - 8	∞ - 1/20
HR 40 mm	f/4.0	100	90 mm	5.6 - 8	∞ - 1/10
HR 50 mm	f/4.0	100	90 mm	5.6 - 8	∞ - 1/10
HR 70 mm	f/5.6	100	100 mm	5.6 - 8	∞ - 1/10
HR SW 90 mm	f/5.6	100	120 mm	5.6 - 8	∞ - 1/5
45 mm	f/4.5	55	125 mm	8 - 11	∞ - 1/5
55 mm	f/4.5	55	125 mm	8 - 11	∞ - 1/5
135 mm*	f/5.6	55	150 mm	8 - 11	∞ - 1/3
150 mm*	f/5.6	55	150 mm	8 - 11	∞ - 1/3
120 mm Macro	f/5.6	55	150 mm	8 - 11	1:5 - 2:1

\* = discontinued in 2015. Available as long as stock lasts.

### Sinaron Digital Lenses in Sinar eShutter (for Sinar p3/Sinar rePro/Sinar rePro RC)

Designed and built by Sinar the electronic Sinar eShutter provides fast **shutter speed up to 1/125 sec.** All lenses of **size 0** can be mounted into the Sinar eShutter.

The **7-blade iris** diaphragm generates almost circular aperture opening. The compact and small design allows the shutter to be mounted on recessed lens boards which make wide-angle photography possible with view cameras.

The Sinar eShutter Control – the interface between Sinar eShutter and computer – is connected via USB 2.0 to either PC or Mac and ensures the synchronization with digital backs from any supplier. The fastest exposure sequence requires higher mains voltage and therefore the usage of an additional power supply.



Sinar eShutter Control Software for Mac and Windows OS offers simple and comfortable operation of the shutter system. Additional features like bracketing, exposure sequences and delay functions can be selected. Aperture is controlled in steps of 1/6, 1/3, 1/2, 1.

To ensure comfortable workflow with digital backs requiring Wake-up, the eShutter software generates the resp. signal. With the Sinar eShutter App the eShutter is controlled through the iPhone, iPad or iPod Touch. By means of the WLAN signal of the computer a network is created permitting remote control of the shutter.

For Sinar Digital Backs the Sinar eShutter is controlled via CaptureFlow software.

Sinar eShutter lenses can be used with any kind of digital back. All Sinaron Digital Lenses in Sinar eShutter are mounted on recessed lens board size 100x100mm, ready for use on Sinar p3 or Sinar rePro camera systems.

Sinar eShutter lenses require the Sinar eShutter Control S04620 – 552.15.001 (1 x per working-station).

S04607 – 443.86.156	Sinaron Digital HR 5.6/23 Sinar eShutter (M72R)
S04608 – 443.86.158	Sinaron Digital HR 4.5/28 Sinar eShutter (M72R)
S04609 – 443.86.159	Sinaron Digital HR 4.0/32 Sinar eShutter (M86)
S04610 – 443.86.160	Sinaron Digital HR 4.0/35 Sinar eShutter (M67)
S04611 – 443.86.162	Sinaron Digital HR 4.0/40 Sinar eShutter (M67)
S04600 – 443.86.103	Sinaron Digital 4.5/45 Sinar eShutter (M67)
S04612 – 443.86.163	Sinaron Digital HR 4.0/50 Sinar eShutter (M67)
S04601 – 443.86.105	Sinaron Digital 4.5/55 Sinar eShutter (M67)
S04613 – 443.86.164	Sinaron Digital HR 4.0/60 Sinar eShutter (M49)
S04602 – 443.86.107	Sinaron Digital HR 5.6/70 Sinar eShutter (M58)
S04606 – 443.86.119	Sinaron Digital HR SW 5.6/90 Sinar eShutter (M72)
S04614 – 443.86.168	Sinaron Digital HR 4.0/100 Sinar eShutter (M58)
S04603 – 443.86.111	Sinaron Digital macro 5.6/120 Sinar eShutter (M49)
S04604 – 443.86.113	Sinaron Digital 5.6/135 Sinar eShutter (M49)* * Discontinued in 2015. Ask for availability
S04605 – 443.86.115	Sinaron Digital 5.6/150 Sinar eShutter (M49)* * Discontinued in 2015. Ask for availability
S04615 – 443.86.174	Sinaron Digital HR 5.6/180 Sinar eShutter (M67)

**Sinar eShutter Accessories / Spare Parts**

<p><b>Sinar eShutter Control</b> S04620 – 552.15.001</p> <p>Scope of Delivery:</p> <ul style="list-style-type: none"> <li>• Sinar eShutter Control Box</li> <li>• S08001 – 440.18.264 USB Cable for Sinar eShutter Control</li> <li>• S08000 – 440.18.263 Sinar X-Contact Cable</li> </ul>	<p>The Sinar eShutter Control operates and powers the Sinar eShutter. The control box provides the following connections:</p> <p>Front:</p> <ul style="list-style-type: none"> <li>• Socket for Sinarback Hand Release Cable</li> <li>• Socket for other manual release cables</li> <li>• Socket for Digital Back (Trigger Cable for Sinar backs, X-Contact Cable)</li> <li>• USB port</li> </ul> <p>Rear:</p> <ul style="list-style-type: none"> <li>• Socket for Sinar Power Supply</li> <li>• Socket for other Power Supply (min. 5V, max. 12V)</li> <li>• Socket for eShutter lens connection</li> <li>• X-Contact for flash synchronization</li> </ul>	
<p><b>Sinar eShutter Control Bracket</b> S08003 – 552.15.020</p>	<p>Easy-to-fix adapter for Sinar eShutter Control box to tripod</p>	
<p><b>USB Cable for Sinar eShutter</b> S08001 – 440.18.264</p>	<p>USB 2.0, Type A/B, shielded, min. 4.5m Part of delivery of S04620</p>	
<p><b>Sinar X-Contact Cable</b> S08000 – 440.18.263</p>	<p>Cable to trigger third-party digital backs when Sinar eShutter lenses are used. To be plugged into Sinar eShutter Control S04620. Part of delivery of S04620</p>	
<p><b>Sinar eShutter/eVolution Trigger Cable 50</b> S07015 – 440.18.261</p>	<p>0.5 m Cable to trigger Sinarback eVolution and eXact when Sinar eShutter lenses are used. To be plugged into Sinar eShutter Control S04620</p>	
<p><b>Sinar eShutter/eVolution Trigger Cable 100</b> S07017 – 440.18.271</p>	<p>1.0 m cable to trigger Sinarback eVolution and eXact when Sinar eShutter lenses are used. To be plugged into Sinar eShutter Control S04620</p>	
<p><b>Sinarback Hand Cable Release</b> S07021 – 551.43.060</p>	<p>For manual release of the Sinar eShutter if plugged into the Sinar eShutter Control.</p>	
<p><b>Sinarback Auto Release Cable, long</b> S07022 – 551.43.088</p>	<p>Connection between Sliding Adapter and Sinar digital back to recognize focusing / shooting position of the digital back when Sinar eShutter lenses are being used. RJ11 Plug must be plugged into the resp. socket of Sinar eShutter Control. Cable Length of the RJ11 connecting cable: 600 mm</p>	
<p><b>Sinar Power Supply 13.2 V</b> S07030 – 523.11.053</p>	<p>Input Voltage: 90-264 VAC, 50/60 Hz Max. Output Power: 60W Output Voltage: 13.2 V, Max. Current: 4.5 A Sinar eShutter Control is powered via USB. The external power supply guarantees that the max. shooting sequence rate is achieved.</p>	

### Sinaron Digital Lenses in Sinar CMV (for Sinar p3/Sinar rePro)

The CMV lens line is supported by Sinar digital backs only. "MV" stands for Magnetic Shutter, which is built-in between the lenses. "C" stands for Compact and is also the roman number 100, which is the size of the carrier frames of Sinar p3. The aperture is set manually at the lens.

With these lenses exposure times between 1/60 and 32 seconds can comfortably be set from Sinar CaptureFlow software.

Sinaron CMV lenses can be used **only** with Sinar digital backs.



S04407 – 443.84.156	Sinaron Digital HR 5.6/23 CMV (M72R)
S04408 – 443.84.158	Sinaron Digital HR 4.5/28 CMV (M72R)
S04409 – 443.84.159	Sinaron Digital HR 4.0/32 CMV (M86)
S04410 – 443.84.160	Sinaron Digital HR 4.0/35 CMV (M67)
S04411 – 443.84.162	Sinaron Digital HR 4.0/40 CMV (M67)
S04400 – 443.84.103	Sinaron Digital 4.5/45 CMV (M67)
S04412 – 443.84.163	Sinaron Digital HR 4.0/50 CMV (M67)
S04401 – 443.84.105	Sinaron Digital 4.5/55 CMV (M67)
S04413 – 443.84.164	Sinaron Digital HR 4.0/60 CMV (M49)
S04402 – 443.84.107	Sinaron Digital HR 5.6/70 CMV (M58)
S04406 – 443.84.119	Sinaron Digital HR SW 5.6/90 CMV (M72)
S04414 – 443.84.168	Sinaron Digital HR 4.0/100 CMV (M58)
S04403 – 443.84.111	Sinaron Digital macro 5.6/120 CMV (M49)
S04404 – 443.84.113	Sinaron Digital 5.6/135 CMV (M49)* * Discontinued in 2015. Ask for availability
S04405 – 443.84.115	Sinaron Digital 5.6/150 CMV (M49)* * Discontinued in 2015. Ask for availability
S04415 – 443.84.174	Sinaron Digital HR 5.6/180 CMV (M67)

### Sinaron Digital Lenses in Sinar CPL (for Sinar p3/Sinar rePro Camera Systems)

CPL stands for COPAL. The COPAL shutter is a mechanical shutter with shutter speed up to 1/500 sec. Copal shutter is available in size 0, 1 and 3.

The Copal shutter can be used with any kind of Single-Shot digital back or Sinar digital backs in Single-Shot mode. Multi-Shot capturing is not possible with Copal shutters.



S04307 – 443.83.156	Sinaron Digital HR 5.6/23 CPL (M72R)
S04308 – 443.83.158	Sinaron Digital HR 4.5/28 CPL (M72R)
S04309 – 443.83.159	Sinaron Digital HR 4.0/32 CPL (M86)
S04310 – 443.83.160	Sinaron Digital HR 4.0/35 CPL (M67)
S04311 – 443.83.162	Sinaron Digital HR 4.0/40 CPL (M67)
S04300 – 443.83.103	Sinaron Digital 4.5/45 CPL (M67)
S04312 – 443.83.163	Sinaron Digital HR 4.0/50 CPL (M67)
S04301 – 443.83.105	Sinaron Digital 4.5/55 CPL (M67)
S04313 – 443.83.164	Sinaron Digital HR 4.0/60 CPL (M49)
S04302 – 443.83.107	Sinaron Digital HR 5.6/70 CPL (M58)
S04306 – 443.83.119	Sinaron Digital HR SW 5.6/90 CPL (M72)
S04314 – 443.83.168	Sinaron Digital HR 4.0/100 CPL (M58)
S04303 – 443.83.111	Sinaron Digital macro 5.6/120 CPL (M49)
S04304 – 443.83.113	Sinaron Digital 5.6/135 CPL (M49)* * Discontinued in 2015. Ask for availability
S04305 – 443.83.115	Sinaron Digital 5.6/150 CPL (M49)* * Discontinued in 2015. Ask for availability
S04315 – 443.83.174	Sinaron Digital HR 5.6/180 CPL (M67)

### Sinaron Digital Lenses in Sinar CEF (for Sinar lanTec/Sinar arTec)

The Sinar CEF mount for Sinaron Digital lenses is a special lens mount being used on Sinar arTec and Sinar lanTec.

The shutter system is Copal combined with a Focus Mount equipped with depth-of-field scale. Each focal length requires special lens tube mounting for correct flange focal distance.



S00360 – 445.87.156	Sinaron Digital HR 5.6/23 CEF (M72R)
S00361 – 445.87.158	Sinaron Digital HR 4.5/28 CEF (M72R)
S00362 – 445.87.159	Sinaron Digital HR 4.0/32 CEF (M86)
S00363 – 445.87.160	Sinaron Digital HR 4.0/35 CEF (M67)
S00364 – 445.87.162	Sinaron Digital HR 4.0/40 CEF (M67)
S00350 – 445.87.103	Sinaron Digital 4.5/45 CEF (M67)
S00365 – 445.87.163	Sinaron Digital HR 4.0/50 CEF (M67)
S00351 – 445.87.105	Sinaron Digital 4.5/55 CEF (M67)
S00366 – 445.87.164	Sinaron Digital HR 4.0/60 CEF (M49)
S00367 – 445.87.107	Sinaron Digital HR 5.6/70 CEF (M58)
S00368 – 445.87.119	Sinaron Digital HR SW 5.6/90 CEF (M72)
S00369 – 445.87.168	Sinaron Digital HR 4.0/100 CEF (M58)
S00352 – 445.87.113	Sinaron Digital 5.6/135 CEF (M49)* * Discontinued in 2015. Ask for availability
S00370 – 445.87.174	Sinaron Digital HR 5.6/180 CEF (M67)



**Lens Adapter Rings for Sinaron Digital Lenses (All Shutter Systems)**

Lens Adapter Rings are used to mount LC Shutter, Lens Shade or White Shading Diffusor 100 in front of the lens. The diameter of such lens adapter rings correspond to the filter thread sizes of the lens.



Adapter Ring 100/M40.5 S08050 – 547.81.050	Lens Adapter Ring with Filter Thread size M40.5
Adapter Ring 100/M49 S08051 – 547.81.051	Lens Adapter Ring with Filter Thread size M49 (HR 60, 120, 135, 150 mm)
Adapter Ring 100/M58 S08053 – 547.81.053	Lens Adapter Ring with Filter Thread size M58 (HR 70, HR 100 mm)
Adapter Ring 100/M67 S08055 – 547.81.055	Lens Adapter Ring with Filter Thread size M67 (HR 35, HR 40, 45, HR 50, 55, HR 180 mm)
Adapter Ring 100/M77 S08056 – 547.81.056	Lens Adapter Ring with Filter Thread size M77
Adapter Ring 100/M86 S08058 – 547.81.058	Lens Adapter Ring with Filter Thread size M86 (HR 32 mm)
Adapter Ring 100/M55 S08060 – 547.81.060	Lens Adapter Ring with Filter Thread size M55
Adapter Ring 100/M72 S08061 – 547.81.061	Lens Adapter Ring with Filter Thread size M72 (HR SW 90 mm)
Adapter Ring 100/M72R S08066 – 547.81.066	Lens Adapter Ring with Filter Thread size M72. Recessed version to avoid vignetting. (HR 23, HR 28 mm)
Cap for Lens Adapter Ring S08042 – 547.81.002	Cap to protect the front lens if adapter ring is mounted.

**Accessories for Lens Mounting / Spare Parts**

Lens Board 100, size 0 S08005 – 443.11.005	Flat lens board for Sinar p3 to be used for lenses in copal shutters size 0. For focal length from 90 mm upwards.	
Lens Board 100, size 1 S08006 – 443.11.006	Flat lens board for Sinar p3 to be used for lenses in copal shutters size 1. For focal length from 90 mm upwards.	
Lens Board 100, size 3 S08008 – 443.11.008	Flat lens board for Sinar p3 to be used for lenses in copal shutters size 3. For focal length from 90 mm upwards.	
Recessed Lens Board Sinar eShutter S08009 – 443.11.520	Recessed lens board for mounting lenses in Sinar eShutter to be used on Sinar p3. All Sinaron Digital lenses in Sinar eShutter are mounted on the recessed lens board by default.	
Cable Release Copal Shutter S08035 – 444.91.000	Spare release cable for CPL and CEF lenses. Included in delivery of Sinaron Digital CPL and Sinaron Digital CEF lenses.	
Format Reduction Adapter 4x5/100 S06080 – 553.15.100	By using the format reduction adapter CPL/Sinar eShutter lenses mounted on 100mm lens boards, Sinar digital backs mounted on SB 54M-eVolution86H/Sinar p3 Adapter and the adapter plates for Third-Party Digital backs can be used on Sinar p2 4x5" and Sinar p3.	